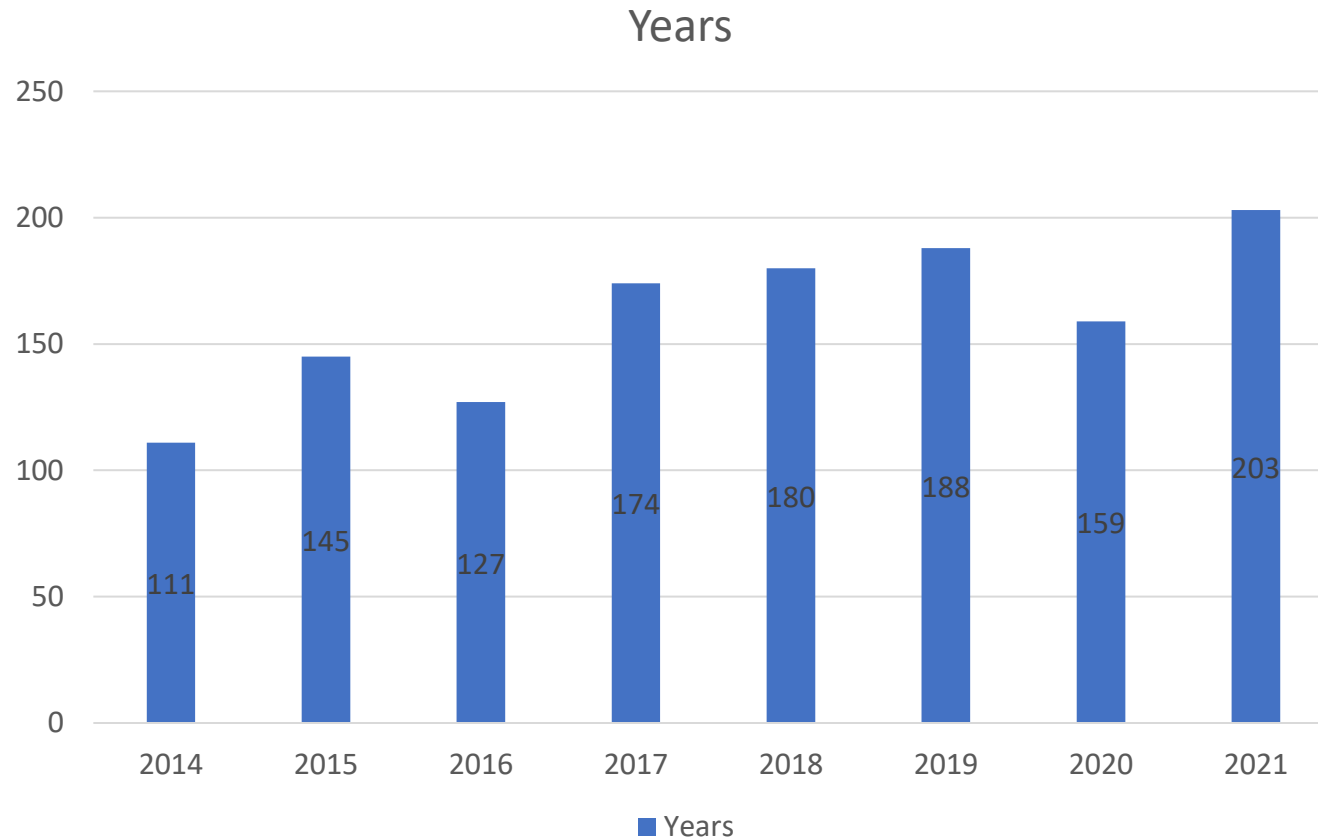


Request for Statutory Assessment Data

March 2021

Number of new statement and EHC plans combined - Torbay

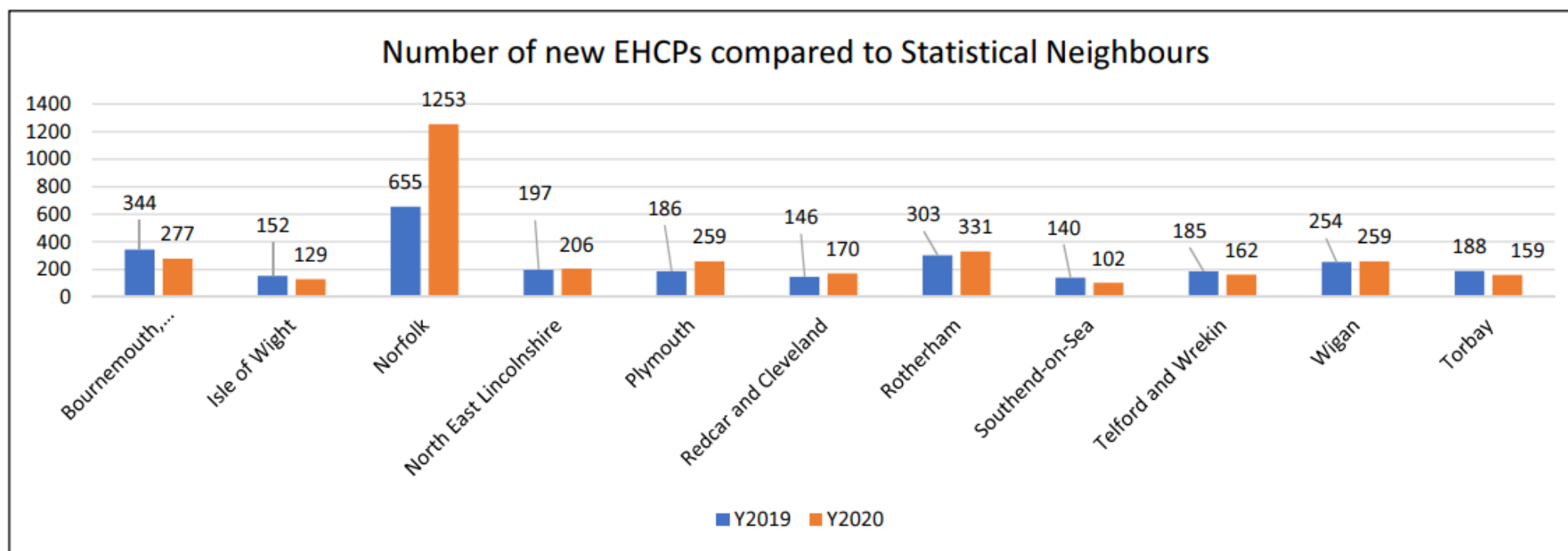


The number of new plans issued within a calendar year has increased from 111 in 2014 to 203 in 2021 (+59%).

Data taken from SEN2 census submitted in 2022 – Data is yet to be released from DfE. England comparison not yet available, due in May 2022.

Number of new EHCPs compared to Statistical Neighbours

Data is yet to be released from DfE. England comparison not yet available, due in May 2022.



4 out of 10 of Torbay's Statistical Neighbours group had a decrease in the number of new EHC plans issued. Overall the group average (not including Torbay) showed an increase in new plans of 23%, however this is significantly skewed by Norfolk who reported a 91% increase. If Norfolk are removed from the calculation then the group showed a decrease of -1%.

% of Pupils with Statements of (SEN) or (EHC) Plans

Data is yet to be released from DfE. England comparison not yet available, due in May 2022.

Local Authority, Region and England	2014	2015	2016	2017	2018	2019	2020	2021	Change
Torbay	4.00	4.20	4.40	4.50	4.80	5.00	5.30*	5.50	0.20
South West	2.80	2.80	2.70	2.70	2.80	3.00	3.30	3.80	0.50
Statistical Neighbours	3.14	3.06	3.06	3.13	3.37	3.49	3.63	3.92	0.29
England	2.80	2.80	2.80	2.80	2.90	3.10	3.30	3.70	0.40

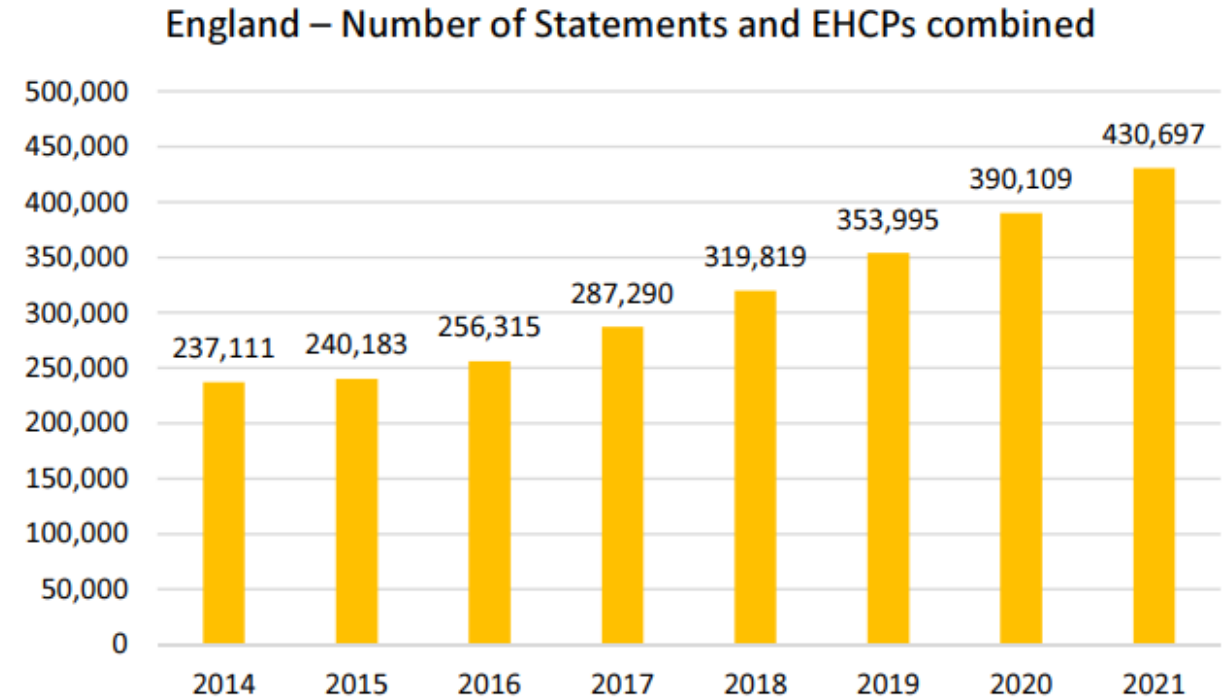
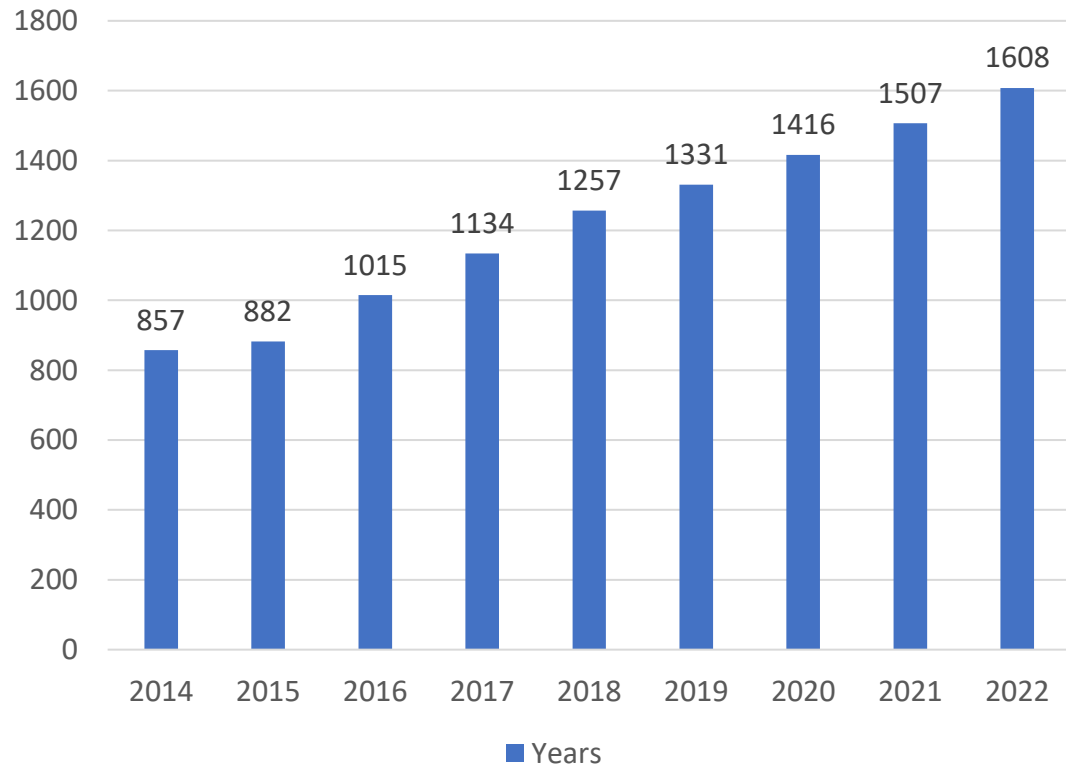
**Note, due to an incorrect submission on Spring 2020 school census the LAIT shows Torbay as 4.4 in 2020. Actual number is 5.3% as denoted above (a 0.3% increase)*

The Torbay % of pupils with a statement or EHCP has risen each year since 2014. Torbay remains a significant outlier compared to national, regional and statistical neighbours groups.

Request for Statutory Assessment (RSA) numbers

<u>Total number of RSA requests in:</u>				
	2019	2020	2021	2022 *Jan-Feb
New Requests	317	201	301	56
Refused to Assess	97	51	89	10
Assessments stopped	4	0	0	0
Refused during assessmer	0	0	1	0
No EHCP following assess	13	11	7	0
Assessments completed	203	139	162	0
Assessments progressing	0	0	42	46
Final EHCP Issues	187	160	203	13

Number of Statements and EHCPs combined



Source: <https://explore-education-statistics.service.gov.uk>

The total number of EHC plans that Torbay maintain has risen from 857 in 2014 to 1608 in 2022, an increase of 61%.

Data taken from SEN2 census submitted in 2022 – Data is yet to be released from DfE. England comparison not yet available, due in May 2022.